

# ETHYL ACETATE

Precision Management (Aust) Pty Ltd

Chemwatch Hazard Alert Code: 3

Chemwatch: 1173

Issue Date: 01/08/2022

Version No: 5.1.1.1

Print Date: 22/08/2022

Safety Data Sheet according to WHS and ADG requirements

L.GHS.AUS.EN

## SECTION 1 IDENTIFICATION OF THE SUBSTANCE / MIXTURE AND OF THE COMPANY / UNDERTAKING

### Product Identifier

Product name	ETHYL ACETATE
Chemical Name	ethyl acetate
Synonyms	C4-H8-O2, CH3CO2CH2CH3, acetic ether, acetidin, acetoxyethane, ethyl acetic ester, ethyl ethanoate, vinegar naphtha, acetic ester, Hewlett-Packard Protein Sequencing Reagent S2A, Hewlett-Packard N Terminal Sequencing Reagent S2
Proper shipping name	ETHYL ACETATE
Chemical formula Other	CH3COOC2H5
means of identification	Not Available
CAS number	141-78-6

### Relevant identified uses of the substance or mixture and uses advised against

Relevant identified uses	<p>The use of a quantity of material in an unventilated or confined space may result in increased exposure and an irritating atmosphere developing. Before starting consider control of exposure by mechanical ventilation.</p> <p>Artificial fruit essences; solvent for nitrocellulose, varnishes, lacquers; in the manufacture of smokeless powder, artificial leather, photographic films and plates, artificial silk, perfumes; cleaning, textiles, etc.</p>
--------------------------	---

### Details of the supplier of the safety data sheet

Registered company name	Precision Management (Aust) Pty Ltd
Address	Unit 4, 97 Fairey Road South Windsor NSW 2756 Australia
Telephone	+61 2 8064 2333
Fax	+61 2 8064 7813
Website	Not Available
Email	admin@labtech.com.au

### Emergency telephone number

Association / Organisation	Not Available
Emergency telephone numbers	02 8064 2333
Other emergency telephone numbers	Not Available

## SECTION 2 HAZARDS IDENTIFICATION



### Classification of the substance or mixture

Poisons Schedule	Not Applicable
Classification <sup>[1]</sup>	Flammable Liquid Category 2, Eye Irritation Category 2A, Specific target organ toxicity - single exposure Category 3 (narcotic effects)
Legend:	1. Classified by Chemwatch; 2. Classification drawn from HSIS ; 3. Classification drawn from EC Directive 1272/2008 - Annex VI

### Label elements

Continued...

## ETHYL ACETATE

Hazard pictogram(s)	 
---------------------	---

SIGNAL WORD DANGER

## Hazard statement(s)

H225	Highly flammable liquid and vapour.
H319	Causes serious eye irritation.
H336	May cause drowsiness or dizziness.
AUH066	Repeated exposure may cause skin dryness and cracking

## Precautionary statement(s) Prevention

P210	Keep away from heat/sparks/open flames/hot surfaces. - No smoking.
P271	Use only outdoors or in a well-ventilated area.
P240	Ground/bond container and receiving equipment.
P241	Use explosion-proof electrical/ventilating/lighting/intrinsically safe equipment.
P242	Use only non-sparking tools.
P243	Take precautionary measures against static discharge.
P261	Avoid breathing mist/vapours/spray.
P280	Wear protective gloves/protective clothing/eye protection/face protection.

## Precautionary statement(s) Response

P370+P378	In case of fire: Use alcohol resistant foam or normal protein foam for extinction.
P305+P351+P338	IF IN EYES: Rinse cautiously with water for several minutes. Remove contact lenses, if present and easy to do. Continue rinsing.
P312	Call a POISON CENTER or doctor/physician if you feel unwell.
P337+P313	If eye irritation persists: Get medical advice/attention.
P303+P361+P353	IF ON SKIN (or hair): Remove/Take off immediately all contaminated clothing. Rinse skin with water/shower.
P304+P340	IF INHALED: Remove victim to fresh air and keep at rest in a position comfortable for breathing.

## Precautionary statement(s) Storage

P403+P235	Store in a well-ventilated place. Keep cool.
P405	Store locked up.

## Precautionary statement(s) Disposal

P501	Dispose of contents/container in accordance with local regulations.
------	---

## SECTION 3 COMPOSITION / INFORMATION ON INGREDIENTS

## Substances

CAS No	%[weight]	Name
141-78-6	>99	<u>ethyl acetate</u>

## Mixtures

See section above for composition of Substances

## SECTION 4 FIRST AID MEASURES

## Description of first aid measures

Eye Contact	<p>If this product comes in contact with the eyes:</p> <ul style="list-style-type: none"><li>▶ Wash out immediately with fresh running water.</li><li>▶ Ensure complete irrigation of the eye by keeping eyelids apart and away from eye and moving the eyelids by occasionally lifting the upper and lower lids.</li></ul>
-------------	---

Continued...

## ETHYL ACETATE

	<ul style="list-style-type: none"> <li>▶ Seek medical attention without delay; if pain persists or recurs seek medical attention.</li> <li>▶ Removal of contact lenses after an eye injury should only be undertaken by skilled personnel.</li> </ul>
<b>Skin Contact</b>	<p>If skin contact occurs:</p> <ul style="list-style-type: none"> <li>▶ Immediately remove all contaminated clothing, including footwear.</li> <li>▶ Flush skin and hair with running water (and soap if available).</li> <li>▶ Seek medical attention in event of irritation.</li> </ul>
<b>Inhalation</b>	<ul style="list-style-type: none"> <li>▶ If fumes or combustion products are inhaled remove from contaminated area.</li> <li>▶ Lay patient down. Keep warm and rested.</li> <li>▶ Prostheses such as false teeth, which may block airway, should be removed, where possible, prior to initiating first aid procedures.</li> <li>▶ Apply artificial respiration if not breathing, preferably with a demand valve resuscitator, bag-valve mask device, or pocket mask as trained. Perform CPR if necessary.</li> <li>▶ Transport to hospital, or doctor.</li> </ul>
<b>Ingestion</b>	<ul style="list-style-type: none"> <li>▶ Immediately give a glass of water.</li> <li>▶ First aid is not generally required. If in doubt, contact a Poisons Information Centre or a doctor.</li> <li>▶ If spontaneous vomiting appears imminent or occurs, hold patient's head down, lower than their hips to help avoid possible aspiration of vomitus.</li> </ul>

### Indication of any immediate medical attention and special treatment needed

Any material aspirated during vomiting may produce lung injury. Therefore emesis should not be induced mechanically or pharmacologically. Mechanical means should be used if it is considered necessary to evacuate the stomach contents; these include gastric lavage after endotracheal intubation. If spontaneous vomiting has occurred after ingestion, the patient should be monitored for difficult breathing, as adverse effects of aspiration into the lungs may be delayed up to 48 hours.

for simple esters:

#### BASIC TREATMENT

- ▶ Establish a patent airway with suction where necessary.
- ▶ Watch for signs of respiratory insufficiency and assist ventilation as necessary.
- ▶ Administer oxygen by non-rebreather mask at 10 to 15 l/min.
- ▶ Monitor and treat, where necessary, for pulmonary oedema.
- ▶ Monitor and treat, where necessary, for shock.
- ▶ **DO NOT use emetics.** Where ingestion is suspected rinse mouth and give up to 200 ml water (5 ml/kg recommended) for dilution where patient is able to swallow, has a strong gag reflex and does not drool.
- ▶ Give activated charcoal.

#### ADVANCED TREATMENT

- ▶ Consider orotracheal or nasotracheal intubation for airway control in unconscious patient or where respiratory arrest has occurred.
- ▶ Positive-pressure ventilation using a bag-valve mask might be of use.
- ▶ Monitor and treat, where necessary, for arrhythmias.
- ▶ Start an IV D5W TKO. If signs of hypovolaemia are present use lactated Ringers solution. Fluid overload might create complications.
- ▶ Drug therapy should be considered for pulmonary oedema.
- ▶ Hypotension with signs of hypovolaemia requires the cautious administration of fluids. Fluid overload might create complications.
- ▶ Treat seizures with diazepam.
- ▶ Proparacaine hydrochloride should be used to assist eye irrigation.

#### EMERGENCY DEPARTMENT

- ▶ Laboratory analysis of complete blood count, serum electrolytes, BUN, creatinine, glucose, urinalysis, baseline for serum aminotransferases (ALT and AST), calcium, phosphorus and magnesium, may assist in establishing a treatment regime. Other useful analyses include anion and osmolar gaps, arterial blood gases (ABGs), chest radiographs and electrocardiograph.
- ▶ Positive end-expiratory pressure (PEEP)-assisted ventilation may be required for acute parenchymal injury or adult respiratory distress syndrome.
- ▶ Consult a toxicologist as necessary.

BRONSTEIN, A.C. and CURRANCE, P.L. *EMERGENCY CARE FOR HAZARDOUS MATERIALS EXPOSURE: 2nd Ed. 1994*

## SECTION 5 FIREFIGHTING MEASURES

### Extinguishing media

- ▶ Alcohol stable foam.
- ▶ Dry chemical powder.
- ▶ BCF (where regulations permit).
- ▶ Carbon dioxide.
- ▶ Water spray or fog - Large fires only.

### Special hazards arising from the substrate or mixture

#### Fire Incompatibility

- ▶ Avoid contamination with oxidising agents i.e. nitrates, oxidising acids, chlorine bleaches, pool chlorine etc. as ignition

Continued...

## ETHYL ACETATE

▶ may result

## Advice for firefighters

Fire Fighting	<ul style="list-style-type: none"><li>▶ Alert Fire Brigade and tell them location and nature of hazard.</li><li>▶ May be violently or explosively reactive.</li><li>▶ Wear breathing apparatus plus protective gloves in the event of a fire.</li><li>▶ Prevent, by any means available, spillage from entering drains or water course.</li><li>▶ Consider evacuation (or protect in place).</li><li>▶ Fight fire from a safe distance, with adequate cover.</li><li>▶ If safe, switch off electrical equipment until vapour fire hazard removed.</li><li>▶ Use water delivered as a fine spray to control the fire and cool adjacent area.</li><li>▶ Avoid spraying water onto liquid pools.</li><li>▶ <b>Do not approach containers suspected to be hot.</b></li><li>▶ Cool fire exposed containers with water spray from a protected location.</li><li>▶ If safe to do so, remove containers from path of fire.</li></ul>
Fire/Explosion Hazard	<ul style="list-style-type: none"><li>▶ Liquid and vapour are highly flammable.</li><li>▶ Severe fire hazard when exposed to heat, flame and/or oxidisers.</li><li>▶ Vapour may travel a considerable distance to source of ignition.</li><li>▶ Heating may cause expansion or decomposition leading to violent rupture of containers.</li></ul> <p>On combustion, may emit toxic fumes of carbon monoxide (CO).</p> <p>Combustion products include:</p> <ul style="list-style-type: none"><li>• carbon dioxide (CO<sub>2</sub>)</li><li>• other pyrolysis products typical of burning organic material.</li></ul> <p><b>Contains low boiling substance:</b> Closed containers may rupture due to pressure buildup under fire conditions. •3YE</p>
HAZCHEM	

## SECTION 6 ACCIDENTAL RELEASE MEASURES

## Personal precautions, protective equipment and emergency procedures

See section 8

## Environmental precautions

See section 12

## Methods and material for containment and cleaning up

Minor Spills	<ul style="list-style-type: none"><li>▶ Remove all ignition sources.</li><li>▶ Clean up all spills immediately.</li><li>▶ Avoid breathing vapours and contact with skin and eyes.</li><li>▶ Control personal contact with the substance, by using protective equipment.</li><li>▶ Contain and absorb small quantities with vermiculite or other absorbent material.</li><li>▶ Wipe up.</li><li>▶ Collect residues in a flammable waste container.</li></ul>																																		
Major Spills	Chemical Class: ester and ethers																																		
	For release onto land: recommended sorbents listed in order of priority.																																		
	<table><tr><th>SORBENT TYPE</th><th>RANK</th><th>APPLICATION</th><th>COLLECTION</th><th>LIMITATIONS</th></tr></table>					SORBENT TYPE	RANK	APPLICATION	COLLECTION	LIMITATIONS																									
	SORBENT TYPE	RANK	APPLICATION	COLLECTION	LIMITATIONS																														
	LAND SPILL - SMALL																																		
	<table><tr><td>cross-linked polymer - particulate</td><td>1</td><td>shovel</td><td>shovel</td><td>R, W, SS</td></tr><tr><td>cross-linked polymer - pillow</td><td>1</td><td>throw</td><td>pitchfork</td><td>R, DGC, RT</td></tr><tr><td>sorbent clay - particulate</td><td>2</td><td>shovel</td><td>shovel</td><td>R,I, P</td></tr><tr><td>wood fiber - particulate</td><td>3</td><td>shovel</td><td>shovel</td><td>R, W, P, DGC</td></tr><tr><td>wood fiber - pillow</td><td>3</td><td>throw</td><td>pitchfork</td><td>R, P, DGC, RT</td></tr><tr><td>treated wood fiber - pillow</td><td>3</td><td>throw</td><td>pitchfork</td><td>DGC, RT</td></tr></table>					cross-linked polymer - particulate	1	shovel	shovel	R, W, SS	cross-linked polymer - pillow	1	throw	pitchfork	R, DGC, RT	sorbent clay - particulate	2	shovel	shovel	R,I, P	wood fiber - particulate	3	shovel	shovel	R, W, P, DGC	wood fiber - pillow	3	throw	pitchfork	R, P, DGC, RT	treated wood fiber - pillow	3	throw	pitchfork	DGC, RT
	cross-linked polymer - particulate	1	shovel	shovel	R, W, SS																														
	cross-linked polymer - pillow	1	throw	pitchfork	R, DGC, RT																														
sorbent clay - particulate	2	shovel	shovel	R,I, P																															
wood fiber - particulate	3	shovel	shovel	R, W, P, DGC																															
wood fiber - pillow	3	throw	pitchfork	R, P, DGC, RT																															
treated wood fiber - pillow	3	throw	pitchfork	DGC, RT																															
LAND SPILL - MEDIUM																																			
<table><tr><td>cross-linked polymer - particulate</td><td>1</td><td>blower</td><td>skiploader</td><td>R,W, SS</td></tr><tr><td>cross-linked polymer - pillow</td><td>2</td><td>throw</td><td>skiploader</td><td>R, DGC, RT</td></tr><tr><td>sorbent clay - particulate</td><td>3</td><td>blower</td><td>skiploader</td><td>R,I,P</td></tr><tr><td>polypropylene - particulate</td><td>3</td><td>blower</td><td>skiploader</td><td>W, SS, DGC</td></tr></table>					cross-linked polymer - particulate	1	blower	skiploader	R,W, SS	cross-linked polymer - pillow	2	throw	skiploader	R, DGC, RT	sorbent clay - particulate	3	blower	skiploader	R,I,P	polypropylene - particulate	3	blower	skiploader	W, SS, DGC											
cross-linked polymer - particulate	1	blower	skiploader	R,W, SS																															
cross-linked polymer - pillow	2	throw	skiploader	R, DGC, RT																															
sorbent clay - particulate	3	blower	skiploader	R,I,P																															
polypropylene - particulate	3	blower	skiploader	W, SS, DGC																															

Continued...

## ETHYL ACETATE

expanded mineral - particulate	4	blower	skiploader	R, I, W, P, DGC
wood fiber - particulate	4	blower	skiploader	R, W, P, DGC

## Legend

DGC: Not effective where ground cover is dense

R; Not reusable

I: Not incinerable

P: Effectiveness reduced when rainy

RT: Not effective where terrain is rugged

SS: Not for use within environmentally sensitive sites

W: Effectiveness reduced when windy

Reference: Sorbents for Liquid Hazardous Substance Cleanup and Control;

R.W Melvold et al: Pollution Technology Review No. 150: Noyes Data Corporation 1988

- ▶ Clear area of personnel and move upwind.
- ▶ Alert Fire Brigade and tell them location and nature of hazard.
- ▶ May be violently or explosively reactive.
- ▶ Wear breathing apparatus plus protective gloves.
- ▶ Prevent, by any means available, spillage from entering drains or water course.
- ▶ Consider evacuation (or protect in place).
- ▶ No smoking, naked lights or ignition sources.
- ▶ Increase ventilation.
- ▶ Stop leak if safe to do so.
- ▶ Water spray or fog may be used to disperse /absorb vapour.
- ▶ Contain spill with sand, earth or vermiculite.
- ▶ Use only spark-free shovels and explosion proof equipment.
- ▶ Collect recoverable product into labelled containers for recycling.
- ▶ Absorb remaining product with sand, earth or vermiculite.
- ▶ Collect solid residues and seal in labelled drums for disposal.
- ▶ Wash area and prevent runoff into drains.
- ▶ If contamination of drains or waterways occurs, advise emergency services.

Personal Protective Equipment advice is contained in Section 8 of the SDS.

## SECTION 7 HANDLING AND STORAGE

## Precautions for safe handling

Safe handling	<ul style="list-style-type: none"> <li>▶ Containers, even those that have been emptied, may contain explosive vapours.</li> <li>▶ Do NOT cut, drill, grind, weld or perform similar operations on or near containers.</li> </ul> <p><b>Contains low boiling substance:</b></p> <p>Storage in sealed containers may result in pressure buildup causing violent rupture of containers not rated appropriately.</p> <ul style="list-style-type: none"> <li>▶ Check for bulging containers.</li> <li>▶ Vent periodically</li> <li>▶ Always release caps or seals slowly to ensure slow dissipation of vapours</li> <li>▶ Avoid all personal contact, including inhalation.</li> <li>▶ Wear protective clothing when risk of exposure occurs.</li> <li>▶ Use in a well-ventilated area.</li> <li>▶ Prevent concentration in hollows and sumps.</li> <li>▶ <b>DO NOT enter confined spaces until atmosphere has been checked.</b></li> <li>▶ Avoid smoking, naked lights, heat or ignition sources.</li> <li>▶ When handling, <b>DO NOT eat, drink or smoke.</b></li> <li>▶ Vapour may ignite on pumping or pouring due to static electricity.</li> <li>▶ <b>DO NOT use plastic buckets.</b></li> <li>▶ Earth and secure metal containers when dispensing or pouring product.</li> <li>▶ Use spark-free tools when handling.</li> <li>▶ Avoid contact with incompatible materials.</li> <li>▶ Keep containers securely sealed.</li> <li>▶ Avoid physical damage to containers.</li> <li>▶ Always wash hands with soap and water after handling.</li> <li>▶ Work clothes should be laundered separately.</li> <li>▶ Use good occupational work practice.</li> <li>▶ Observe manufacturer's storage and handling recommendations contained within this SDS.</li> <li>▶ Atmosphere should be regularly checked against established exposure standards to ensure safe working conditions.</li> </ul>
Other information	<ul style="list-style-type: none"> <li>▶ Store in original containers in approved flame-proof area.</li> <li>▶ No smoking, naked lights, heat or ignition sources.</li> <li>▶ <b>DO NOT store in pits, depressions, basements or areas where vapours may be trapped.</b></li> <li>▶ Keep containers securely sealed.</li> <li>▶ Store away from incompatible materials in a cool, dry well ventilated area.</li> <li>▶ Protect containers against physical damage and check regularly for leaks.</li> <li>▶ Observe manufacturer's storage and handling recommendations contained within this SDS.</li> </ul>

## ETHYL ACETATE

## Conditions for safe storage, including any incompatibilities

Suitable container	<ul style="list-style-type: none"><li>▶ Packing as supplied by manufacturer.</li><li>▶ Plastic containers may only be used if approved for flammable liquid.</li><li>▶ Check that containers are clearly labelled and free from leaks.</li><li>▶ For low viscosity materials (i) : Drums and jerry cans must be of the non-removable head type. (ii) : Where a can is to be used as an inner package, the can must have a screwed enclosure. For materials with a viscosity of at least 2680 cSt. (23 deg. C)</li><li>▶ For manufactured product having a viscosity of at least 250 cSt. (23 deg. C)</li><li>▶ Manufactured product that requires stirring before use and having a viscosity of at least 20 cSt (25 deg. C): (i) Removable head packaging; (ii) Cans with friction closures and (iii) low pressure tubes and cartridges may be used.</li><li>▶ Where combination packages are used, and the inner packages are of glass, there must be sufficient inert cushioning material in contact with inner and outer packages</li><li>▶ In addition, where inner packagings are glass and contain liquids of packing group I there must be sufficient inert absorbent to absorb any spillage, unless the outer packaging is a close fitting moulded plastic box and the substances are not incompatible with the plastic.</li></ul>
Storage incompatibility	<ul style="list-style-type: none"><li>▶ Esters react with acids to liberate heat along with alcohols and acids.</li><li>▶ Strong oxidising acids may cause a vigorous reaction with esters that is sufficiently exothermic to ignite the reaction products.</li><li>▶ Heat is also generated by the interaction of esters with caustic solutions.</li><li>▶ Flammable hydrogen is generated by mixing esters with alkali metals and hydrides.</li><li>▶ Esters may be incompatible with aliphatic amines and nitrates.</li></ul>

## SECTION 8 EXPOSURE CONTROLS / PERSONAL PROTECTION

## Control parameters

## OCCUPATIONAL EXPOSURE LIMITS (OEL)

## INGREDIENT DATA

Source	Ingredient	Material name	TWA	STEL	Peak	Notes
Australia Exposure Standards	ethyl acetate	Ethyl acetate	720 mg/m3 / 200 ppm	1440 mg/m3 / 400 ppm	Not Available	Not Available

## EMERGENCY LIMITS

Ingredient	Material name	TEEL-1	TEEL-2	TEEL-3
ethyl acetate	Ethyl acetate	1,200 ppm	1,700 ppm	10000 ppm

Ingredient	Original IDLH	Revised IDLH
ethyl acetate	2,000 [LEL] ppm	Not Available

## MATERIAL DATA

For ethyl acetate:

Odour Threshold Value: 6.4-50 ppm (detection), 13.3-75 ppm (recognition)

The TLV-TWA provides a significant margin of safety from the standpoint of adverse health effects. Unacclimated subjects found the odour objectionably strong at 200 ppm. Mild nose, eye and throat irritation was experienced at 400 ppm. Workers exposed regularly at concentrations ranging from 375 ppm to 1500 ppm for several months showed no unusual signs or symptoms.

Odour Safety Factor(OSF)

OSF=51 (ETHYL ACETATE)

Exposed individuals are reasonably expected to be warned, by smell, that the Exposure Standard is being exceeded.

Odour Safety Factor (OSF) is determined to fall into either Class A or B.

The Odour Safety Factor (OSF) is defined as:

OSF= Exposure Standard (TWA) ppm/ Odour Threshold Value (OTV) ppm

Classification into classes follows:

ClassOSF Description

- A 550 Over 90% of exposed individuals are aware by smell that the Exposure Standard (TLV-TWA for example) is being reached, even when distracted by working activities
- B 26-550As "A" for 50-90% of persons being distracted
- C 1-26 As "A" for less than 50% of persons being distracted
- D 0.18-1 10-50% of persons aware of being tested perceive by smell that the Exposure Standard is being reached
- E <0.18 As "D" for less than 10% of persons aware of being tested

## Exposure controls

Appropriate engineering controls	Engineering controls are used to remove a hazard or place a barrier between the worker and the hazard. Well-designed engineering controls can be highly effective in protecting workers and will typically be independent of worker interactions to provide this high level of protection.
----------------------------------	--

Continued...

## ETHYL ACETATE

The basic types of engineering controls are:

Process controls which involve changing the way a job activity or process is done to reduce the risk.

Enclosure and/or isolation of emission source which keeps a selected hazard "physically" away from the worker and ventilation that strategically "adds" and "removes" air in the work environment. Ventilation can remove or dilute an air contaminant if designed properly. The design of a ventilation system must match the particular process and chemical or contaminant in use.

Employers may need to use multiple types of controls to prevent employee overexposure.

For flammable liquids and flammable gases, local exhaust ventilation or a process enclosure ventilation system may be required.

Ventilation equipment should be explosion-resistant.

Air contaminants generated in the workplace possess varying "escape" velocities which, in turn, determine the "capture velocities" of fresh circulating air required to effectively remove the contaminant.

Type of Contaminant:	Air Speed:
solvent, vapours, degreasing etc., evaporating from tank (in still air).	0.25-0.5 m/s (50-100 f/min.)
aerosols, fumes from pouring operations, intermittent container filling, low speed conveyer transfers, welding, spray drift, plating acid fumes, pickling (released at low velocity into zone of active generation)	0.5-1 m/s (100-200 f/min.)
direct spray, spray painting in shallow booths, drum filling, conveyer loading, crusher dusts, gas discharge (active generation into zone of rapid air motion)	1-2.5 m/s (200-500 f/min.)

Within each range the appropriate value depends on:

Lower end of the range	Upper end of the range
1: Room air currents minimal or favourable to capture	1: Disturbing room air currents
2: Contaminants of low toxicity or of nuisance value only.	2: Contaminants of high toxicity
3: Intermittent, low production.	3: High production, heavy use
4: Large hood or large air mass in motion	4: Small hood-local control only

Simple theory shows that air velocity falls rapidly with distance away from the opening of a simple extraction pipe. Velocity generally decreases with the square of distance from the extraction point (in simple cases). Therefore the air speed at the extraction point should be adjusted, accordingly, after reference to distance from the contaminating source. The air velocity at the extraction fan, for example, should be a minimum of 1-2 m/s (200-400 f/min.) for extraction of solvents generated in a tank 2 meters distant from the extraction point. Other mechanical considerations, producing performance deficits within the extraction apparatus, make it essential that theoretical air velocities are multiplied by factors of 10 or more when extraction systems are installed or used.

## Personal protection



## Eye and face protection

- ▶ Safety glasses with side shields.
- ▶ Chemical goggles.
- ▶ Contact lenses may pose a special hazard; soft contact lenses may absorb and concentrate irritants. A written policy document, describing the wearing of lenses or restrictions on use, should be created for each workplace or task. This should include a review of lens absorption and adsorption for the class of chemicals in use and an account of injury experience. Medical and first-aid personnel should be trained in their removal and suitable equipment should be readily available. In the event of chemical exposure, begin eye irrigation immediately and remove contact lens as soon as practicable. Lens should be removed at the first signs of eye redness or irritation - lens should be removed in a clean environment only after workers have washed hands thoroughly. [CDC NIOSH Current Intelligence Bulletin 59], [AS/NZS 1336 or national equivalent]

## Skin protection

See Hand protection below

## Hands/feet protection

- ▶ Wear chemical protective gloves, e.g. PVC.
- ▶ Wear safety footwear or safety gumboots, e.g. Rubber

For esters:

- ▶ Do NOT use natural rubber, butyl rubber, EPDM or polystyrene-containing materials.

The selection of suitable gloves does not only depend on the material, but also on further marks of quality which vary from manufacturer to manufacturer. Where the chemical is a preparation of several substances, the resistance of the glove material can not be calculated in advance and has therefore to be checked prior to the application.

The exact break through time for substances has to be obtained from the manufacturer of the protective gloves and has to be observed when making a final choice.

Personal hygiene is a key element of effective hand care. Gloves must only be worn on clean hands. After using gloves, hands should be washed and dried thoroughly. Application of a non-perfumed moisturizer is recommended. Suitability and durability of glove type is dependent on usage. Important factors in the selection of gloves include:

- frequency and duration of contact,

## ETHYL ACETATE

- chemical resistance of glove material,
- glove thickness and
- dexterity

Select gloves tested to a relevant standard (e.g. Europe EN 374, US F739, AS/NZS 2161.1 or national equivalent).

- When prolonged or frequently repeated contact may occur, a glove with a protection class of 5 or higher (breakthrough time greater than 240 minutes according to EN 374, AS/NZS 2161.10.1 or national equivalent) is recommended.
- When only brief contact is expected, a glove with a protection class of 3 or higher (breakthrough time greater than 60 minutes according to EN 374, AS/NZS 2161.10.1 or national equivalent) is recommended.
- Some glove polymer types are less affected by movement and this should be taken into account when considering gloves for long-term use.
- Contaminated gloves should be replaced.

For general applications, gloves with a thickness typically greater than 0.35 mm, are recommended.

It should be emphasised that glove thickness is not necessarily a good predictor of glove resistance to a specific chemical, as the permeation efficiency of the glove will be dependent on the exact composition of the glove material. Therefore, glove selection should also be based on consideration of the task requirements and knowledge of breakthrough times.

Glove thickness may also vary depending on the glove manufacturer, the glove type and the glove model. Therefore, the manufacturers' technical data should always be taken into account to ensure selection of the most appropriate glove for the task.

Note: Depending on the activity being conducted, gloves of varying thickness may be required for specific tasks. For example:

- Thinner gloves (down to 0.1 mm or less) may be required where a high degree of manual dexterity is needed. However, these gloves are only likely to give short duration protection and would normally be just for single use applications, then disposed of.
- Thicker gloves (up to 3 mm or more) may be required where there is a mechanical (as well as a chemical) risk i.e. where there is abrasion or puncture potential

Gloves must only be worn on clean hands. After using gloves, hands should be washed and dried thoroughly. Application of a non-perfumed moisturiser is recommended.

**Body protection**

See Other protection below

**Other protection**

- Overalls.
- PVC Apron.
- PVC protective suit may be required if exposure severe.
- Eyewash unit.
- Ensure there is ready access to a safety shower.
  - Some plastic personal protective equipment (PPE) (e.g. gloves, aprons, overshoes) are not recommended as they may produce static electricity.
  - For large scale or continuous use wear tight-weave non-static clothing (no metallic fasteners, cuffs or pockets).
  - Non sparking safety or conductive footwear should be considered. Conductive footwear describes a boot or shoe with a sole made from a conductive compound chemically bound to the bottom components, for permanent control to electrically ground the foot and shall dissipate static electricity from the body to reduce the possibility of ignition of volatile compounds. Electrical resistance must range between 0 to 500,000 ohms. Conductive shoes should be stored in lockers close to the room in which they are worn. Personnel who have been issued conductive footwear should not wear them from their place of work to their homes and return.

**Thermal hazards**

Not Available

**Recommended material(s)****GLOVE SELECTION INDEX**

Glove selection is based on a modified presentation of the:

**"Forsberg Clothing Performance Index".**

The effect(s) of the following substance(s) are taken into account in the **computer-generated** selection:

ETHYL ACETATE

Material	CPI
PE/EVAL/PE	A
PVA	A
SARANEX-23 2-PLY	A
BUTYL	B
TEFLON	B
VITON/CHLOROBUTYL	B
BUTYL/NEOPRENE	C
CPE	C
HYPALON	C
NATURAL RUBBER	C

**Respiratory protection**

Type A Filter of sufficient capacity. (AS/NZS 1716 & 1715, EN 143:2000 & 149:2001, ANSI Z88 or national equivalent)

Where the concentration of gas/particulates in the breathing zone, approaches or exceeds the "Exposure Standard" (or ES), respiratory protection is required.

Degree of protection varies with both face-piece and Class of filter; the nature of protection varies with Type of filter.

Required Minimum Protection Factor	Half-Face Respirator	Full-Face Respirator	Powered Air Respirator
up to 5 x ES	A-AUS / Class 1	-	A-PAPR-AUS / Class 1
up to 25 x ES	Air-line*	A-2	A-PAPR-2
up to 50 x ES	-	A-3	-
50+ x ES	-	Air-line**	-

\* - Continuous-flow; \*\* - Continuous-flow or positive pressure demand

^ - Full-face

A(All classes) = Organic vapours, B AUS or B1 = Acid gasses, B2 = Acid

Continued...



## ETHYL ACETATE

NATURAL+NEOPRENE	C
NEOPRENE	C
NEOPRENE/NATURAL	C
NITRILE	C
NITRILE+PVC	C
PVC	C
SARANEX-23	C

\* CPI - Chemwatch Performance Index

A: Best Selection

B: Satisfactory; may degrade after 4 hours continuous immersion

C: Poor to Dangerous Choice for other than short term immersion

**NOTE:** As a series of factors will influence the actual performance of the glove, a final selection must be based on detailed observation. -

\* Where the glove is to be used on a short term, casual or infrequent basis, factors such as "feel" or convenience (e.g. disposability), may dictate a choice of gloves which might otherwise be unsuitable following long-term or frequent use. A qualified practitioner should be consulted.

gas or hydrogen cyanide(HCN), B3 = Acid gas or hydrogen cyanide(HCN), E = Sulfur dioxide(SO<sub>2</sub>), G = Agricultural chemicals, K = Ammonia(NH<sub>3</sub>), Hg = Mercury, NO = Oxides of nitrogen, MB = Methyl bromide, AX = Low boiling point organic compounds(below 65 degC)

Cartridge respirators should never be used for emergency ingress or in areas of unknown vapour concentrations or oxygen content. The wearer must be warned to leave the contaminated area immediately on detecting any odours through the respirator. The odour may indicate that the mask is not functioning properly, that the vapour concentration is too high, or that the mask is not properly fitted. Because of these limitations, only restricted use of cartridge respirators is considered appropriate.

## SECTION 9 PHYSICAL AND CHEMICAL PROPERTIES

## Information on basic physical and chemical properties

<b>Appearance</b>	Clear colourless highly flammable liquid; floats on water. Solubility in water = 8.7%. Characteristic, fruity non-residual odour. Odour at 200 ppm is considered objectionably strong.		
<b>Physical state</b>	Liquid	<b>Relative density (Water = 1)</b>	0.90
<b>Odour</b>	Not Available	<b>Partition coefficient n-octanol / water</b>	Not Available
<b>Odour threshold</b>	Not Available	<b>Auto-ignition temperature (°C)</b>	427
<b>pH (as supplied)</b>	Not Applicable	<b>Decomposition temperature</b>	Not available.
<b>Melting point / freezing point (°C)</b>	-83	<b>Viscosity (cSt)</b>	Not Available
<b>Initial boiling point and boiling range (°C)</b>	77	<b>Molecular weight (g/mol)</b>	88.1
<b>Flash point (°C)</b>	-4.4 (TCC)	<b>Taste</b>	Not Available
<b>Evaporation rate</b>	6.15 BuAc=1	<b>Explosive properties</b>	Not Available
<b>Flammability</b>	HIGHLY FLAMMABLE.	<b>Oxidising properties</b>	Not Available
<b>Upper Explosive Limit (%)</b>	11.0	<b>Surface Tension (dyn/cm or mN/m)</b>	Not Available
<b>Lower Explosive Limit (%)</b>	2.2	<b>Volatile Component (%vol)</b>	100
<b>Vapour pressure (kPa)</b>	10.1 @ 20C	<b>Gas group</b>	Not Available
<b>Solubility in water (g/L)</b>	Immiscible	<b>pH as a solution (1%)</b>	Not Applicable
<b>Vapour density (Air = 1)</b>	3.0	<b>VOC g/L</b>	Not Available

## SECTION 10 STABILITY AND REACTIVITY

<b>Reactivity</b>	See section 7
<b>Chemical stability</b>	<ul style="list-style-type: none"> <li>▶ Unstable in the presence of incompatible materials.</li> <li>▶ Product is considered stable.</li> <li>▶ Hazardous polymerisation will not occur.</li> </ul>
<b>Possibility of hazardous reactions</b>	See section 7
<b>Conditions to avoid</b>	See section 7
<b>Incompatible materials</b>	See section 7

## ETHYL ACETATE

## Hazardous decomposition products

See section 5

## SECTION 11 TOXICOLOGICAL INFORMATION

## Information on toxicological effects

Inhaled	<p>Inhalation of vapours may cause drowsiness and dizziness. This may be accompanied by narcosis, reduced alertness, loss of reflexes, lack of coordination and vertigo.</p> <p>Inhalation of vapours or aerosols (mists, fumes), generated by the material during the course of normal handling, may be damaging to the health of the individual.</p> <p>Limited evidence or practical experience suggests that the material may produce irritation of the respiratory system, in a significant number of individuals, following inhalation. In contrast to most organs, the lung is able to respond to a chemical insult by first removing or neutralising the irritant and then repairing the damage. The repair process, which initially evolved to protect mammalian lungs from foreign matter and antigens, may however, produce further lung damage resulting in the impairment of gas exchange, the primary function of the lungs. Respiratory tract irritation often results in an inflammatory response involving the recruitment and activation of many cell types, mainly derived from the vascular system.</p> <p>Mild eye, nose and throat irritation occurs at 400 ppm ethyl acetate with unacclimated persons. Production workers with regular exposure may intermittently tolerate 1500 ppm for periods up to 3 months without adverse symptoms.</p> <p>Inhalation hazard is increased at higher temperatures.</p> <p>The main effects of simple aliphatic esters are narcosis and irritation and anaesthesia at higher concentrations. These effects become greater as the molecular weights and boiling points increase. Central nervous system depression, headache, drowsiness, dizziness, coma and neurobehavioral changes may also be symptomatic of overexposure. Respiratory tract involvement may produce mucous membrane irritation, dyspnea, and tachypnea, pharyngitis, bronchitis, pneumonitis and, in massive exposures, pulmonary oedema (which may be delayed). Gastrointestinal effects include nausea, vomiting, diarrhoea and abdominal cramps. Liver and kidney damage may result from massive exposures.</p> <p>The use of a quantity of material in an unventilated or confined space may result in increased exposure and an irritating atmosphere developing. Before starting consider control of exposure by mechanical ventilation.</p>						
Ingestion	<p>Swallowing of the liquid may cause aspiration of vomit into the lungs with the risk of haemorrhaging, pulmonary oedema, progressing to chemical pneumonitis; serious consequences may result.</p> <p>Signs and symptoms of chemical (aspiration) pneumonitis may include coughing, gasping, choking, burning of the mouth, difficult breathing, and bluish coloured skin (cyanosis).</p> <p>Although ingestion is not thought to produce harmful effects (as classified under EC Directives), the material may still be damaging to the health of the individual, following ingestion, especially where pre-existing organ (e.g liver, kidney) damage is evident. Present definitions of harmful or toxic substances are generally based on doses producing mortality rather than those producing morbidity (disease, ill-health). Gastrointestinal tract discomfort may produce nausea and vomiting. In an occupational setting however, ingestion of insignificant quantities is not thought to be cause for concern.</p> <p>Acute intoxication by ethyl acetate causes impaired coordination, exhilaration, slurred speech, vertigo, flushed face, nausea, vomiting, and may progress to stupor, coma and death may result from respiratory or circulation failure.</p>						
Skin Contact	<p>The liquid may be miscible with fats or oils and may degrease the skin, producing a skin reaction described as non-allergic contact dermatitis. The material is unlikely to produce an irritant dermatitis as described in EC Directives.</p> <p>Repeated exposure may cause skin cracking, flaking or drying following normal handling and use.</p> <p>Skin contact with the material may damage the health of the individual; systemic effects may result following absorption.</p> <p>Open cuts, abraded or irritated skin should not be exposed to this material</p> <p>Entry into the blood-stream through, for example, cuts, abrasions, puncture wounds or lesions, may produce systemic injury with harmful effects. Examine the skin prior to the use of the material and ensure that any external damage is suitably protected.</p>						
Eye	<p>Evidence exists, or practical experience predicts, that the material may cause eye irritation in a substantial number of individuals and/or may produce significant ocular lesions which are present twenty-four hours or more after instillation into the eye(s) of experimental animals.</p> <p>Repeated or prolonged eye contact may cause inflammation characterised by temporary redness (similar to windburn) of the conjunctiva (conjunctivitis); temporary impairment of vision and/or other transient eye damage/ulceration may occur.</p> <p>The liquid produces a high level of eye discomfort and is capable of causing pain and severe conjunctivitis. Corneal injury may develop, with possible permanent impairment of vision, if not promptly and adequately treated.</p>						
Chronic	<p>Prolonged or repeated skin contact may cause drying with cracking, irritation and possible dermatitis following.</p> <p>Limited evidence suggests that repeated or long-term occupational exposure may produce cumulative health effects involving organs or biochemical systems.</p>						
ethyl acetate	<table> <tr> <th>TOXICITY</th><th>IRRITATION</th></tr> <tr> <td>Inhalation (rat) LC50: 50 mg/l1 h<sup>[1]</sup></td><td>Eye (human): 400 ppm</td></tr> <tr> <td>Oral (rat) LD50: 5620 mg/kg<sup>[2]</sup></td><td></td></tr> </table>	TOXICITY	IRRITATION	Inhalation (rat) LC50: 50 mg/l1 h <sup>[1]</sup>	Eye (human): 400 ppm	Oral (rat) LD50: 5620 mg/kg <sup>[2]</sup>	
TOXICITY	IRRITATION						
Inhalation (rat) LC50: 50 mg/l1 h <sup>[1]</sup>	Eye (human): 400 ppm						
Oral (rat) LD50: 5620 mg/kg <sup>[2]</sup>							

**Legend:** 1. Value obtained from Europe ECHA Registered Substances - Acute toxicity 2. \* Value obtained from manufacturer's SDS.

Continued...

## ETHYL ACETATE

Unless otherwise specified data extracted from RTECS - Register of Toxic Effect of chemical Substances

Acute Toxicity	✗	Carcinogenicity	⊖
Skin Irritation/Corrosion	⊖	Reproductivity	⊖
Serious Eye Damage/Irritation	✓	STOT - Single Exposure	✓
Respiratory or Skin sensitisation	⊖	STOT - Repeated Exposure	⊖
Mutagenicity	⊖	Aspiration Hazard	⊖

Legend: ✗ – Data available but does not fill the criteria for classification  
✓ – Data available to make classification  
⊖ – Data Not Available to make classification

## SECTION 12 ECOLOGICAL INFORMATION

## Toxicity

	ENDPOINT	TEST DURATION (HR)	SPECIES	VALUE	SOURCE
ethyl acetate	LC50	96	Fish	212.5mg/L	4
	EC50	48	Crustacea	≈164mg/L	1
	EC50	96	Algae or other aquatic plants	2500mg/L	4
	BCF	24	Algae or other aquatic plants	0.05mg/L	4
	NOEC	504	Crustacea	2.4mg/L	4
Legend:	Extracted from 1. IUCLID Toxicity Data 2. Europe ECHA Registered Substances - Ecotoxicological Information - Aquatic Toxicity 3. EPIWIN Suite V3.12 (QSAR) - Aquatic Toxicity Data (Estimated) 4. US EPA, Ecotox database - Aquatic Toxicity Data 5. ECETOC Aquatic Hazard Assessment Data 6. NITE (Japan) - Bioconcentration Data 7. METI (Japan) - Bioconcentration Data 8. Vendor Data				

DO NOT discharge into sewer or waterways.

|log Kow : 0.66-0.73|Half-life (hr) air : 200|Half-life (hr) H2O surface water : 10|Henry's atm m3/mol: 1.20E-04|BOD 5 if unstated: 0.1-1.24,16-36%|COD : 1.54,83%|ThOD : 1.82

## Persistence and degradability

Ingredient	Persistence: Water/Soil	Persistence: Air
ethyl acetate	LOW (Half-life = 14 days)	LOW (Half-life = 14.71 days)

## Bioaccumulative potential

Ingredient	Bioaccumulation
ethyl acetate	HIGH (BCF = 3300)

## Mobility in soil

Ingredient	Mobility
ethyl acetate	LOW (KOC = 6.131)

## SECTION 13 DISPOSAL CONSIDERATIONS

## Waste treatment methods

Product / Packaging disposal	<p>Legislation addressing waste disposal requirements may differ by country, state and/ or territory. Each user must refer to laws operating in their area. In some areas, certain wastes must be tracked. A Hierarchy of Controls seems to be common - the user should investigate:</p> <ul style="list-style-type: none"><li>▶ Reduction</li><li>▶ Reuse</li><li>▶ Recycling</li><li>▶ Disposal (if all else fails)</li></ul> <p>This material may be recycled if unused, or if it has not been contaminated so as to make it unsuitable for its intended use. If it has been contaminated, it may be possible to reclaim the product by filtration, distillation or some other means. Shelf life considerations should also be applied in making decisions of this type. Note that properties of a material may</p>
------------------------------	--

Continued...


## ETHYL ACETATE

change in use, and recycling or reuse may not always be appropriate.

- ▶ **DO NOT allow wash water from cleaning or process equipment to enter drains.**
- ▶ It may be necessary to collect all wash water for treatment before disposal.
- ▶ In all cases disposal to sewer may be subject to local laws and regulations and these should be considered first.
- ▶ Where in doubt contact the responsible authority.
- ▶ Recycle wherever possible.
- ▶ Consult manufacturer for recycling options or consult local or regional waste management authority for disposal if no suitable treatment or disposal facility can be identified.
- ▶ Dispose of by: burial in a land-fill specifically licensed to accept chemical and / or pharmaceutical wastes or Incineration in a licensed apparatus (after admixture with suitable combustible material).
- ▶ Decontaminate empty containers. Observe all label safeguards until containers are cleaned and destroyed.

## SECTION 14 TRANSPORT INFORMATION

## Labels Required

	
Marine Pollutant	NO
HAZCHEM	•3YE

## Land transport (ADG)

UN number	1173
UN proper shipping name	ETHYL ACETATE
Transport hazard class(es)	Class : 3 Subrisk : Not Applicable
Packing group	II
Environmental hazard	Not Applicable
Special precautions for user	Special provisions : Not Applicable Limited quantity : 1 L

## Air transport (ICAO-IATA / DGR)

UN number	1173
UN proper shipping name	Ethyl acetate
Transport hazard class(es)	ICAO/IATA Class : 3 ICAO / IATA Subrisk : Not Applicable ERG Code : 3L
Packing group	II
Environmental hazard	Not Applicable
Special precautions for user	Special provisions : Not Applicable Cargo Only Packing Instructions : 364 Cargo Only Maximum Qty / Pack : 60 L Passenger and Cargo Packing Instructions : 353 Passenger and Cargo Maximum Qty / Pack : 5 L Passenger and Cargo Limited Quantity Packing Instructions : Y341 Passenger and Cargo Limited Maximum Qty / Pack : 1 L

## Sea transport (IMDG-Code / GGVSee)

UN number	1173
UN proper shipping name	ETHYL ACETATE

## ETHYL ACETATE

Transport hazard class(es)	IMDG Class : 3
	IMDG Subrisk : Not Applicable
Packing group	II
Environmental hazard	Not Applicable
Special precautions for user	EMS Number : F-E , S-D
	Special provisions : Not Applicable
	Limited Quantities : 1 L

## Transport in bulk according to Annex II of MARPOL and the IBC code

Source	Product name	Pollution Category	Ship Type
IMO MARPOL (Annex II) - List of Noxious Liquid Substances Carried in Bulk	Ethyl acetate	Z	3

## SECTION 15 REGULATORY INFORMATION

## Safety, health and environmental regulations / legislation specific for the substance or mixture

## ETHYL ACETATE(141-78-6) IS FOUND ON THE FOLLOWING REGULATORY LISTS

Australia Exposure Standards	Australia Inventory of Chemical Substances (AICS)
Australia Hazardous Substances Information System - Consolidated Lists	

National Inventory	Status
Australia - AICS	Y
Canada - DSL	Y
Canada - NDSL	N (ethyl acetate)
China - IECSC	Y
Europe - EINEC / ELINCS / NLP	Y
Japan - ENCS	Y
Korea - KECI	Y
New Zealand - NZIoC	Y
Philippines - PICCS	Y
USA - TSCA	Y
<b>Legend:</b>	Y = All ingredients are on the inventory N = Not determined or one or more ingredients are not on the inventory and are not exempt from listing(see specific ingredients in brackets)

## SECTION 16 OTHER INFORMATION

## Other information

Classification of the preparation and its individual components has drawn on official and authoritative sources as well as independent review by the Chemwatch Classification committee using available literature references.

The SDS is a Hazard Communication tool and should be used to assist in the Risk Assessment. Many factors determine whether the reported Hazards are Risks in the workplace or other settings. Risks may be determined by reference to Exposures Scenarios. Scale of use, frequency of use and current or available engineering controls must be considered.

## Definitions and abbreviations

PC—TWA: Permissible Concentration-Time Weighted Average  
 PC—STEL: Permissible Concentration-Short Term Exposure Limit  
 IARC: International Agency for Research on Cancer  
 ACGIH: American Conference of Governmental Industrial Hygienists  
 STEL: Short Term Exposure Limit  
 TEEL: Temporary Emergency Exposure Limit.  
 IDLH: Immediately Dangerous to Life or Health Concentrations  
 OSF: Odour Safety Factor  
 NOAEL :No Observed Adverse Effect Level  
 LOAEL: Lowest Observed Adverse Effect Level

Continued...

---

**ETHYL ACETATE**

---

TLV: Threshold Limit Value

LOD: Limit Of Detection

OTV: Odour Threshold Value

BCF: BioConcentration Factors

BEI: Biological Exposure Index

This document is copyright.

Apart from any fair dealing for the purposes of private study, research, review or criticism, as permitted under the Copyright Act, no part may be reproduced by any process without written permission from CHEMWATCH. TEL (+61 3) 9572 4700.